

bios



Installation Guide

For PSU wiring info, please visit product page by scanning QR code.

Icarus™ Ti3



BP-0Ti3-000-KTLO13-1 & BP-0Ti3-000-KTH013-1

SPECTRALLY OPTIMIZED
EASY-TO-INSTALL
ENERGY EFFICIENT




Hanging Ti3 with Unistrut Hanger

1. Simply hook unistrut hanger through eye holes of the Ti3 fixture
2. Slide unistrut hanger over mounting device



Hanging Ti3 with Gripple Hangers

1. Place the Unistrut hanger over the Unistrut
2. Hook the Unistrut through the eye holes of the Ti3 fixture



IMPORTANT:

To avoid risk of damage to the fixture and their LEDs, make all wiring

ELECTRICAL SHOCK HAZARD

Read all instructions prior to performing installation. All facility wiring to be performed only by licensed electricians in accordance with National Electric Code and local code specifications. Failure to do so voids warranty and may result in serious injury or death. Supplied Connectors on all power cables have breaking capacity and can be installed by non-licensed individuals. Disconnect main power prior to installation, maintenance or service.



CAUTION!



For more info, documents and videos regarding your BIOS Icarus LLI fixtures: Please log onto www.bioslighting.com/product/icarus-lli/

bioslighting.com
(321) 260-2467
info@bioslighting.com

Rev1 [2021 01/05]
Specifications and dimensions subject to change without notice.
Contact BIOS for questions and the most current information.



ICES-005 (A)

bios
Naturally brilliant.

Installation Guide

Specifications

APPLICATIONS	Greenhouse Supplemental Lighting Indoor Top Light	CERTIFICATIONS	UL8800, RoHS, FCC, DLC
INPUT VOLTAGE	100-305VAC, 305-580VAC	FIXTURE WATTAGE	715W
FIXTURE SIZE / WEIGHT US	44.25"L x 4.88"W x 6.75"H 23 lbs	POWER FACTOR	≥ 95%
FIXTURE SIZE / WEIGHT M	112.4 cm L x 12.4 cm W x 17.1 cm H 10.4 kg	PPF	2,150µmol/s
POWER SUPPLY WEIGHT US	11.02"L x 5.67"W x 1.91"H 8.6lbs	PAR EFFICACY	3.0 µmol/J
POWER SUPPLY WEIGHT M	28.0 cm L x 14.4 cm W x 44.9 cm H 3.9kg	THERMAL MNGMT	Passive heat pipe thermal mngmt
DIMMING SOURCE CURRENT	300 uA (typical)	WARRANTY	5 Year Standard Limited
DIMMING PROTOCOL	0-10V I Dims to Off Linearly	LIGHT DISTRIBUTION	115 °
HOUSING AND FINISH	Anodized clear	AMBIENT TEMP. RANGE	41°F-104°F (5°C-40°C)
MOUNTING TECHNIQUE	Y-ft Gripple Hangers, Unistrut Hanger	INGRESS PROTECTION	IP66
MOUNTING HEIGHT	36"-96" Above Plant Canopy	PROJECTED LIFETIME	L90: > 100,000 hrs
SPECTRUM	Maximum Efficiency White Light Spectrum		

Product Info

- Suitable for operating environment ranging from -20° to 40°(-4°F to 104°F).
- Suitable for wet locations and IP65.
- Driver lifetime: ≥50000H.
- Dimming: 0-10V.

For lighting equipment with cords or wiring harnesses, instructions shall include information to guide the installation such that cords:

- Are not concealed or extended through a wall, floor, ceiling, or other parts of the building structure;
- Are not located above a suspended ceiling or dropped ceiling;
- Are not permanently affixed to the building structure;
- Are routed so that they are not subject to strain and are protected from physical damage;
- Are visible over their entire length; and
- Are used within their rated ampacity as determined for the maximum temperature of the installed environment specified in the instructions.

Product Maintenance:

For general cleaning of external parts of the Icarus™ LLI fixture and spot-free lens cleaning use only facility compressed air or a soft, non-abrasive cloth and water. If necessary, a mild general purpose non-solvent glass cleaner that is compatible with indoor crop production regulations may be used.

WARNING: Changes or modifications not expressly approved by the party responsible for compliance could void the user's authority to operate the equipment. This device complies with Part 15 of the FCC rules. Operation is subject to the following two conditions:

- (1) this device may not cause harmful interference, and
- (2) this device must accept any interference received, including interference that may cause undesired operation. This equipment, if not installed and used in accordance with the instructions, may cause harmful interference to radio communications. Any changes or modifications not expressly approved by the manufacturer could void the user's authority to operate the equipment.

NOTE: This equipment has been tested and found to comply with the limits for a Class A digital device, pursuant to part 15 of the FCC Rules. These limits are designed to provide reasonable protection against harmful interference when the equipment is operated in a commercial environment. This equipment generates, uses, and can radiate radio frequency energy and, if not installed and used in accordance with the instruction manual, may cause harmful interference to radio communications. Operation of this equipment in a residential area is likely to cause harmful interference in which case the user will be required to correct the interference at his own expense.

These photobiological safety markings are based on testing of the light output characteristic of a single horticultural luminaire. Increased exposure risk to facility personnel may be present depending upon the number of horticultural luminaires and their placement and/or positioning within the plant growth facility. It is the responsibility of the plant growth facility to address these risks at the facility level and to ensure that people entering the plant growth areas while the lights are on, are aware of these risks and that appropriate safeguards are in place.

To provide proper heat ventilation, LED light bars and heat sinks should maintain at least a 4" distance from all other objects.

Warranty Information (abridged)

Bios provides a 5 year limited warranty on the Icarus product against defects in materials and workmanship under normal use conditions. Effective warranty begins on the date of the invoice or purchase receipt. This fixture meets UL8800 - a standard specific to LED lighting fixtures and is approved for use in both the US & Canada. Full warranty information can be found at www.bioslighting.com.

FCC responsible party name: BIOS Lighting - Address: 2796 Loker Ave W Suite 111 Carlsbad, CA. 92010 - 321-260-2467